



Midland Railway Society



PUBLICATIONS FOR SALE: DECEMBER 2018





The following books are available from the Commercial Publications Officer, ANDREW CHOLERTON at:
Highview, Roade Hill, Ashton, Northampton, NN7 2JH Tel: 01604 861977 E-mail: acholerton@btinternet.com

Postage and packing is free to MRS Members within the UK, except where specifically stated. However, MRS Members living overseas, and Non-Members will have to pay the costs of postage and packaging, which will be advised on request.

The following payment methods are welcomed:

1. **Cheque**, made payable to "The Midland Railway Society".
2. **BACS** – Please contact Andrew Cholerton for the required account details.
3. **PayPal** - Payment by credit or debit cards is possible by using PayPal. Please confirm availability of stock before ordering and send money to paypal@midlandrailwaysociety.org.uk stating which publications you have purchased but remember to add a surcharge of 3.4% plus 20p to your order to cover the fees incurred by the Society for using this service.



RECENT PUBLICATIONS

| | |
|--|--|
| <p>The Nottingham Loop Line of the Midland Railway by Michael Woodward. Softback, 212 pages containing numerous maps, photographs and hand drawn illustrations.</p>  <p>Originally written between 1981 and 1984, the book explores in detail this fascinating 51 ½ mile route which ran from Nottingham to Kettering via Manton. Including 9 tunnels and the spectacular Harringworth Viaduct, the route played host to famous expresses such as the pre-war 'Thames-Forth Express and it's post-war successor 'The Waverley' plus heavy mineral traffic. The book also includes a brief account of the Radford and Trowell line linking Nottingham with the Erewash Valley line.</p> | £20.00 |
| <p>Midland Retrospective by John Earl and Steve Huson. Hardback, 212 pages illustrated with photographs and maps.</p>  <p>The book looks at eight different aspects of the Midland Railway Company including: the triangular junction at Ambergate Station, the Severn railway bridge, Samuel Johnson's beautiful single wheel "Spinner" <i>The Princess of Wales</i>, the story of Midland Railway 0-6-0 No. 2717, which was requisitioned for service in France during the Great War was captured by the Germans in 1917, the history of some of the lesser known Midland Railway hotels and the Burton and Ashby Light Railway. The book contains many photographs that are being published for the first time.</p> | Members Price 20.00 Non-Members Price 27.00 |
| <p>The Midland Railway Route from Wolverhampton by Bob Yate. Published by The Oakwood Press. Softback, 176 pages illustrated with b/w photographs and maps.</p>  <p>This route comprises three lines: Wolverhampton High Level to Walsall, Walsall to Water Orton (on the MR Birmingham to Derby line) and Aldridge to Brownhills. The authorisation, construction and operation of these lines is examined in detail up to closure and to the present day. Only the section from Walsall to Water Orton remains open, for freight only. The many industrial lines connected to each line are also discussed along with some of the proposed but uncompleted lines.</p> | £17.95 |
| <p>The Syston and Peterborough Railway by Peter Smith. Published by Kirtley Books, Softback, 233 pages containing many new maps, along with a large number of new previously unpublished pictures.</p>  <p>A much expanded version of the original with new maps, plans and photographs describing the somewhat circuitous Midland route via Melton Mowbray, Oakham, Manton and Stamford opened to through traffic in 1848. Each station is described in detail with track and building plans, timetables and copious photographs. Ideal inspiration for that modelling project.....!</p> | 27.00 |



Midland Railway Society



| | | |
|---|--|---------------------|
| <p>A History of the Stratford Upon Avon and Midland Junction Railway Vol 2: The S&MJR, LM&SR, BR and MoD Eras 1909-2018, by Barry Taylor. Hardback, 328 pages with copious maps, photographs and tables. Published by Black Dwarf Lightmoor.</p>  | <p>This volume begins with the formation of Stratford-upon-Avon & Midland Junction Railway in 1909 by the amalgamation of three particularly unsuccessful small railways, with a fourth being absorbed in the following year. Following the rigours of WW1, the S&MJR was absorbed into the LMS in 1923 before becoming a useful cross-country freight route in WW11. Passenger services were withdrawn under British Railways in the early 1950s before terminal decline a complete closure of all but the short section into Kineton MoD depot in 1967.</p> <p>Vol 1: The years before the S&MJR – 1866 to 1909 is still available.</p> | <p>35.00</p> |
| <p>The Melbourne Military Railway and the Derby to Ashby Branch Vol. 1 by Mike Christensen. Published by Black Dwarf Lightmoor. Hardback, 192 pages illustrated with photographs, maps and line drawings.</p>  | <p>From late 1939 to the end of 1944, the War Department leased most of the branch line from Derby to Ashby de la Zouch to provide for training Army Railwaymen. The first of this two-part work covers the history of the Ashby Canal railway and the Midland Railway and LM&S line, and the industries that they served, up to 1939. The second part will recount the operation of the line by the War Department for civilian traffic as well as training purposes, and the post-war years up to closure.</p> | <p>25.00</p> |

MIDLAND RAILWAY SOCIETY PUBLICATIONS

| | |
|--|---|
| <p>The Midland Railway Locomotive Works at Derby, by Charles Henry Jones. Paperback, 22 pages, illustrated with photographs, tables and maps. Charles Henry Jones was Assistant Locomotive Superintendent at Derby works from 1888 to his retirement in 1905 serving under Kirtley, Johnson and Deeley. The text of this booklet was originally published in <i>The Illustrated Magazine</i>, in June 1902 and provides a unique insight into the Midland Railway's Locomotive Works at the height of its Edwardian pomp. Many of the photographs are by Thomas Scotton, the Midland Railway's official photographer.</p> | <p>4.95</p> |
| <p>The Functions and Organisation of the Midland Railway Engineer's Department, by Tony Overton and Roy Burrows. Softback, 86 pages. The comprehensive story of the evolution and development of the Midland Railway's Engineering Department with chapters covering Telegraphy, Signalling and Estates and how they combined to build and maintain the vast Midland Railway empire. The definitive guide to this often neglected aspect of railway history.</p> | <p>12.95</p> |
| <p>British Railways Passenger Engine Workings, Derby District Winter Timetable 1959/1960. Published by the Society, comb bound, 100 pages. A collection of BR engine workings ("diagrams") for the Derby District for the Winter Timetable 1959/60. Includes all main-line passenger engine workings in the Derby area, principally LMR Midland Lines but also including LM Western Lines and other regional workings into or through the District.</p> | <p>12.95</p> |
| <p>Marshalling of Express Trains, July, August and September 1914. Published by the Society, comb bound, 104 pages. Facsimile copy of an original issued by the Midland Railway for the last summer workings before WW1 representing probably the high point of Midland train services. It sets out details of train formations, through carriage workings, tonnages of individual carriages and the total for the trains, the seating for both classes of travel, together with luggage arrangements.</p> | <p>12.95</p> |
| <p>The Midland Railway Steam Motor Carriages by the late Stephen Summerson. Softback, 34 pages, profusely illustrated with photographs, maps and line drawings, published by The Midland Railway Society.</p> | <p>6.50</p> |
| <p>Hassop: A Chronology of Railway History, by Laurence Knighton. 44 pages</p> | <p>6.50</p> |
| <p>Samuel Waite Johnson's Locomotive Aesthetic Beauty – An Appreciation, by Jack Braithwaite. 20 pages. Based on Jack's Presidential Address.</p> | <p>3.50</p> |
| <p>Midland Railway Locomotive Allocations 1920. 20 pages</p> | <p>3.50</p> |
| <p>The Birmingham West Suburban Railway. John Edgington's 2000 Presidential Address. 26 illustrated pages.</p> | <p>2.50</p> |
| <p>The Directors of the Midland Railway: Some Characters and Characteristics, Roger Brettle's Presidential Address. 24 illustrated pages.</p> | <p>2.50</p> |
| <p>Railways that Never Were, by John Gough. 15 illustrated pages.</p> | <p>2.00</p> |
| <p>Records and the Midland Railway – John Gough's 1998 Presidential Address. Deals with legislation and the many printed documents produced by the company; well illustrated.</p> | <p>2.50</p> |
| <p>The Best Way: A Brief History of the Midland Railway, by Steve Hudson. Published by the Midland Railway Society, 20 pages, illustrated with b/w photographs and maps</p> | <p>1.00</p> |
| <p>BACK JOURNALS AND NEWSLETTERS (contact Nick Wheat. 56, Main Road, Holmesfield, Nr Dronfield, Derbyshire, S18 7WT Tel: 0114 289 0348 Email: publishing@midlandrailwaysociety.org.uk)</p> | |
| <p>Journals: 8 to 36 inclusive 37 - 51 52 onwards</p> | <p>2.00 ea 3.00 ea 4.00 ea</p> |



Midland Railway Society



MISCELLANEOUS PUBLICATIONS

| | |
|---|--|
| Ashby & Nuneaton Joint Railway , by Peter Lee. Published by Amberley Publishing, softback, 122 pages, illustrated with B&W photographs, tables and maps. | 12.99 |
| Charles Burling, Railway Signaller of Cromford , by Glynn Waite. 70 pages, softback, published by Pynot Publishing. Based upon the diaries of Charles Burling who joined the Midland Railway as a porter in 1900 and retired as a signaller in 1947, this book provides a fascinating insight into life on the Midland Railway in the Cromford and Matlock Bath areas. | 9.99 |
| A Defence of the Midland/LMS Class 4 0-6-0s , by Adrian Tester, published by Crimson Lake. Softback, 274 pages, with tables, drawings and some photographs. A detailed defence of the MR/LMS Standard Class 4 0-6-0 which has gained a reputation for being particularly feeble and prone to frame cracking and hot axle boxes. | 24.95 (plus £2.50 towards p+p) |
| The District Controller's View No.6: The Peak District. Manchester – Matlock – Derby and Manchester – Chinley – Sheffield by M. Bentley, Xpress Publishing. 120 pages, softback, illustrated. Describes typically daily workings through the Peak District including the 1955 working timetable, allocation of locomotives and a wealth of operating data. | 12.95 |
| The District Controller's View No.12: The Midland & Great Northern Joint Railway by M. Bentley, Xpress Publishing. 92 pages, softback, illustrated. Describes typically daily workings on the M&GNJR including the 1951/2 working timetable, allocation of locomotives and a wealth of operating data. | 14.95 |
| Hassop 150 – Commemorating the Opening of Hassop Station on 1st August 1862 , by Glynn Waite, published by Pynot Publishing. Softback, 50 pages. Profusely illustrated with maps and photographs. Written to mark the 150 th anniversary of the opening of the line from Rowsley to Hassop, this book mainly covers information about staff who worked at the station, the volumes of traffic dealt with in MR days. | 8.50 |
| Leicester to Burton , by Vic Mitchell and Keith Smith. Published by Middleton Press, hardback, 96 pages, illustrated with 120 photographs and large-scale maps. The latest in the Midland Main Lines series, this album also contains details of an 1832 pioneering route - the Leicester & Swannington Railway and describes the Swadlincote Branch | 18.95 |
| The Lost Railway: The Midlands , by Robert Day, published by Ian Allen. Softback, 128 pages, illustrated. A nostalgic photographic record of the railways of the Midlands as they changed beyond recognition during the 1970s and 1980s covering railway infrastructure, including stations, signal boxes, level crossings and mechanical signalling. | 18.00 |
| Midland Lines Railway Stations Past and Present: Bradford Forster Square to Morecambe Promenade and Branches. A mainly pictorial account consisting of over 150 photographs with well detailed captions covering nearly all stations on the route, plus listings of opening and closing dates. | 14.95 |
| Midland Main Lines to St Pancras and Cross Country – Sheffield to Bristol 1957 – 1963 by John Palmer. Hardback, published by Pen and Sword, 207 pages. How the Midland line via Derby responded to the challenges of electrification of the route from Manchester to London Euston. | 24.00 |
| Mountsorrel and its Associated Quarry Railways , by Ian Peaty, published by Irwell Press. Softback, 88 pages, illustrated. The author provides a detailed overview of the extensive network of quarries in Leicestershire, including Stoney Stanton, Earl Shilton, Huncote and Enderby plus a detailed look at Europe's largest quarry at Mountsorrel. | 19.95 |
| Operation Midland – Passenger Services: 1955, St Pancras – Carlisle – Glasgow, Manchester – Derby, Bristol – Derby by W.S. Beckett and P. Webb, softback, illustrated. Detailed coverage of carriage workings, timetables, train formations, marshalling arrangements for weekday mainline services. | 12.95 |
| Poster to Poster: Railway Journeys in Art Volume 3: The Midlands and Wales , by Richard Furness. Hardback, 230 pages profusely illustrated in colour. A journey through the heartland of England and across South and Mid-Wales. This large format volume includes more than 320 regional posters, many previously unpublished in books, from the National Collection and other sources. | 35.00 (plus £3.50 towards p+p) |
| Rails to Ashbourne by Howard Sprenger. Published by Kestrel Railway Books, Softback, 170 pages with colour and b/w photographs, maps and drawings. This book by MRS member, Howard Sprenger takes a detailed look at the network of lines in this fascinating area. | 19.95 |
| Rails to Ripley by Howard Sprenger. Published by Kestrel Railway Books. Softback, 144 pages with 150 photographs. This book describes the complex network of lines and canals which once served Ripley covering its mines, potteries and other industries. | 17.95 |
| Railways Around Hellifield: A Historical Survey by DT Roberts. | 10.95 |
| The Redditch & Evesham Line , by Bob Yate. Published by The Oakwood Press. Softback, 224 pages, copiously illustrated with b/w photographs, maps, tables, etc. A detailed description of the line from Barnt Green via Redditch and Evesham to Ashchurch, latterly referred to as the 'Gloucester Loop' to distinguish it from the Birmingham – Gloucester main line. | 16.95 |
| Ribbleshead: The Story of the Great Viaduct on the Settle – Carlisle Line by R. Mitchell, Kingfisher Productions. Hardback, 80 pages of mainly colour photographs and some text recounting the recent history of this iconic structure. | 18.00 |
| Round and Round: A Lot More Coal Still Underground by Keith Gilliver. Softback, 76 pages, copiously illustrated with b/w photographs, maps and documents. Published by Gullivan Publishing. MRS member Keith Gilliver concludes his survey of the Leicestershire /Derbyshire Coalfield with a look at the history of the 14 collieries of the Eastern Basin which operated between 1700 and 1997. | 11.00 |
| Rowsley Railway Miscellany by Glynn Waite, Pynot Publishing. 50 pages, softback, illustrated. Reminiscences and facts about the once-thriving Rowsley railway community. | 7.50 |
| Rowsley Railway Miscellany 2 - Compiled and edited by Glynn Waite. Softback, 50 pages, fully illustrated with photographs and engravings, maps and tables, published by Pynot Publishing. | 7.95 |
| The Rushden and Higham Ferrers Branch by Peter Butler. A reprinted and updated edition of the book by MRS member Peter Butler covering the history of this short MR branch. | 6.00 |
| Signalling Atlas and Signal Box Directory (3rd Edition) by Peter Kay. Softback, 108 pages of tables maps and b/w photographs. Published by The Signalling Record Society. A comprehensive and fully updated listing of surviving signal boxes and their equipment on the railways of UK and Ireland. | 14.00 |



Midland Railway Society



| | |
|--|--------------|
| Skipton – Swinden – Grassington: The Yorkshire Dales Railway of Yesterday and The Mineral Branch of Today by Donald Binns. Softback, 48 pages, profusely illustrated with photographs, maps and line drawings. Published by White Rose (Previously Trackside Publications). A brief history of the line with early photographs from the opening in 1902 through to closure to regular passenger services in 1930 and the subsequent life of the branch carrying mineral traffic. | 9.95 |
| Skipton, 160 Years of the Railway 1847 – 2007 , by Donald Binns. 96 pages, softback, published by Trackside Publications. This profusely illustrated book (80pp b/w, 20pp colour with detailed captions) looks in detail at the railway in and around Skipton from Midland days through LMS ownership to the present day. | 17.95 |
| St Pancras Station Through Time , by John Christopher. Published by Amberley Publishing, softback, 96 pages, illustrated with colour and B&W photographs and maps. | 14.99 |
| The Stations and Structures of the Midland & Great Northern Joint Railway, Volume 1: Lowestoft to Melton Constable , by Nigel Digby. Hardback, 280 pages, profusely illustrated with detailed plans and many previously unpublished photographs. Explores the architecture of the line, including stations, railway cottages, gatehouses, goods sheds and locomotive sheds accompanied by detailed plans, drawings and photographs of each location. | 30.00 |
| The Stations & Structures of the Midland & Great Northern Joint Railway: Vol 2. Norwich to Peterborough and Little Bytham by Nigel J. L. Digby, Black Dwarf Lightmoor. Hardback, 336 pages including many photographs, maps and scale diagrams. Details the signalling and permanent way of the line, with further information on the many miscellaneous fixtures which adorned the railway, and details on the colours of buildings and fittings. | 30.00 |
| There's Still More Coal in th'ole , by Keith Gilliver. Gullivain Publishing. 82pp, profusely illustrated with b/w photographs, drawings and maps. Keith Gilliver explores the collieries of the Western Basin of the Leicestershire /Derbyshire Coalfield providing a brief history of the 17 collieries which operated in this area between 1783 and 1990. | 10.00 |
| Trains Around Hellfield 1966 – 2006 by DT Roberts. Trackside Publications. 52 pages, S/B. B&W and colour illustrations of the Midland Railway around Hellfield. | 10.95 |
| Trains in Action Vol 1 – LMS 1923 1947 on the Midland Main Lines from Leeds/Bradford to Morecambe/Carlisle by Donald Binns. Softback, 48 pages, 91 photographs. Published by White Rose (Previously Trackside Publications). Many rare images of typical trains on these lines including war-time shots. | 9.95 |
| Toton Engineman: The Autobiography of a Railwayman , by John Henry Woolley. Hardback, 144 pages, published by Steam World Publishing. Chronicling the 40-year railway career of the late John Woolley from starting work at Toton as an engine cleaner in 1954 culminating in his role as a BR Freight Manager. Local maps, detailed track plans of yards, a brief history of Toton's railways and full locomotive allocation lists from 1954 to 1965 plus more than 200 B/W photographs. | 19.95 |
| Towards Lancashire – The Midland Railway's Skipton – Colne Extension by Donald Binns. Softback, 48 pages, 65 photographs – many unpublished with detailed captions plus maps and timetables. Published by White Rose (Previously Trackside Publications). Covers the Skipton – Colne Railway, the Barnoldswick Branch and the Kelbrook Cordite Store | 9.95 |
| 20 Years of the Rowsley Association , compiled by Glynn Waite and Published by Pynot Publishing. Softback, 20 pages, profusely illustrated with b/w photographs and maps. Describes the development of the Rowsley Association since the closure of the shed on 3 rd October 1966. | 4.50 |

| SIGNALLING RECORD SOCIETY PUBLICATIONS | |
|--|--------------|
| British Railways Layout Plans of the 1950s by John Swift | |
| Volume 2: Trent to St. Pancras and associated branches | 10.00 |
| Volume 8: Manchester and Chesterfield to Derby and Trent | 6.95 |
| Volume 12: Carlisle to Leeds and associated branches and joint lines | 6.95 |
| Volume 14: Whitwell to Glendon Sidings via Nottingham and branches | 10.00 |
| Volume 16: Derby (excl) to Barnt Green, Burton to Leicester (excl) and branches | 10.00 |
| Volume 17: Normanton to Chesterfield associated lines and branches | 10.00 |
| Volume 18: Barnt Green (excl) to Bristol & Bath and Branches | 6.95 |

| MIDDLETON PRESS PUBLICATIONS | |
|---|--------------|
| Leicester to Burton | 18.95 |
| Kettering to Nottingham | 18.95 |
| St. Pancras to St. Albans | 18.95 |
| St. Albans to Bedford including the Hemel Hempstead Branch | 18.95 |
| Bedford to Wellingborough including Hitchin, Northampton and Higham Ferrers | 18.95 |
| Tamworth to Derby including the branch lines around the Burton breweries | 18.95 |
| Gloucester to Bristol including the branches to Nailsworth, Dursley and Thornbury | 18.95 |
| St Pancras to Barking | 18.95 |
| Bromsgrove to Gloucester including Ashchurch to Great Malvern | 18.95 |
| Bromsgrove to Birmingham | 18.95 |
| Bath to Evercreech Junction | 18.95 |
| Bournemouth – Evercreech Junction | 18.95 |
| Bath Green Park – Bristol | 18.95 |
| Branch Lines Around Hay on Wye | 18.95 |
| Cheltenham - Redditch | 18.95 |
| Nottingham to Lincoln including the Southwell Branch | 18.95 |
| Other Middleton Press Publications | |
| All currently available Middleton Press publications, including those on non-Midland Railway subjects, can be obtained via the Society at their normal retail prices, inclusive of postage. | |



Midland Railway Society



| | |
|---|-------------|
| REFLECTIONS OF A BYGONE AGE SERIES – All publications contain around 65 photographs and include a good proportion relating to the Midland Railway. | |
| The Midland Railway on Old Picture Postcards, by Glynn Waite | 3.50 |
| Northamptonshire Railway Stations | 3.50 |
| Railways in Northamptonshire and the Soke of Peterborough | 3.50 |
| West Yorkshire Railway Stations | 3.50 |
| South Yorkshire Railway Stations | 3.50 |

| | |
|---|--------------|
| OAKWOOD PRESS PUBLICATIONS | |
| The Wirksworth Branch. Revised and greatly extended version of 1989 publication. | 14.95 |
| The Mangotsfield to Bath Line, including the story of Bath Green Park | 12.95 |
| The Yate to Thornbury Branch | 10.95 |
| The Harpenden to Hemel Hempstead Railway | 11.95 |
| Derby Days: Memories of a Midland Railwayman | 15.95 |
| Steam, Diesels and On-Track Machines | 15.95 |
| The Redditch & Evesham Line | 16.95 |
| Derby Days: Memories of a Midland Railwayman | 15.95 |
| The Midland Railway Route from Wolverhampton | 17.95 |

Other Oakwood Press Publications

All currently available Oakwood Press publications, including those on non-Midland Railway subjects, can be obtained via the Society at their normal retail prices, inclusive of postage.

| | |
|--|--------------|
| BLACK DWARF LIGHTMOOR | |
| A History of the Stratford Upon Avon and Midland Junction Railway Vol. 1, The years before the S&MJR – 1866 to 1909 by Barry Taylor. Hardback, with copious maps, photographs and tables. | 25.00 |
| The Midland & Great Northern Joint Railway and its Locomotives, by R.J. Essery. Hardback, 192 pages, profusely illustrated with detailed plans and many previously unpublished photographs. | 24.99 |
| The North Staffordshire Railway in LMS Days, by Basil Jeuda. Hardback, copiously illustrated with many previously unpublished photographs. A series of three books covering what happened to the North Staffordshire Railway after it was taken over by the LM&SR in 1923, up until 1947 when the LM&SR was Nationalized. | |
| Volume 1 includes the background to the establishment of the LM&SR and the demise of the NSR, the changing nature of industrial activity in North Staffordshire, the competition with road transport for passenger and freight traffic, and the impact of the Second World War. | 22.50 |
| Volume 2 includes a lengthy sojourn along the picturesque valley of the River Churnet, the lines to Rocester and the Ashbourne Branch and ultimately all the way to Buxton. Another long journey is then undertaken from Stoke to Derby, before returning to Tutbury to take the branch to Burton. | 22.50 |
| Volume 3 concludes the story of the NSR during its 25 year existence under the LM&SR. Topics covered include The Biddulph Valley Line, Locomotives Allocations and Use, Stoke Works, Round House and Shed, The Leek, Caldon & Waterhouses Railway and The Leek and Manifold Valley Light Railway. | 25.00 |
| The Stations and Structures of the Midland & Great Northern Joint Railway, Volume 1: Lowestoft to Melton Constable, by Nigel Digby. Hardback, 280 pages, profusely illustrated with detailed plans and many previously unpublished photographs. | 30.00 |
| The Stations & Structures of the Midland & Great Northern Joint Railway: Vol 2. Norwich to Peterborough and Little Bytham by Nigel J. L. Digby. Hardback, 336 pages profusely illustrated with detailed plans and many previously unpublished photographs. | 30.00 |

Other Lightmoor Publications

All currently available Lightmoor Press publications, including those on non-Midland Railway subjects, can be obtained via the Society at their normal retail prices, inclusive of postage.



Midland Railway Society



| DRAGONWHEEL BOOKS - Facsimiles of Working and Public Time Tables and other original Midland Railway and Railway Clearing House publications | |
|--|--------------|
| Midland Railway WTT Section B – Skipton, Bradford, Normanton and Branches, May 1886, 39pp, map | 6.95 |
| Midland Railway WTT Section C – Normanton and Clay Cross, York, Barnsley, Stockport, Manchester and Branches, May 1886, 53pp, map | 6.95 |
| Midland Railway WTT Sections D & E - Clay Cross, Rowsley and Derby; Liverpool, Manchester and Rowsley and Branches, May 1886, 48pp, 2 maps | 6.95 |
| Midland Railway WTT Section G – Derby, Nottingham, Toton Sidings and Leicester, May 1886, 31pp, map | 5.95 |
| Midland Railway WTT Section E – Liverpool, Manchester, Dore & Topley, Buxton and Rowsley, May 1898, 48pp, map | 6.95 |
| Midland Railway WTT of Passenger Trains, Jan 1 st 1918, 137pp, map | 14.95 |
| Midland Railway PTT, 1 st October 1857, 56pp, 3 maps | 7.95 |
| Midland Railway Appendix to WTT, 1922 Part 1 – Table of Lines, Stations and Signal Boxes, 140pp, map | 14.95 |
| Midland Railway Appendix to WTT, 1922 Part 2 – Local and General Working Instructions, 163pp, map | 14.95 |
| Midland Railway Appendix to WTT, 1922 Part 3 – Instructions for working over Midland & other lines, 136pp, map | 14.95 |
| Midland Railway Appendix to WTT, 1922 Part 4 – Instructions for working over other Companies' lines, 170pp, map | 14.95 |
| Midland Railway Telegraphs, Rules & Regulations, Instructions relating to the Transmission of Telegrams, 1906, 55pp | 3.95 |
| Midland Railway Telegraphs, Rules and Regulations, Instructions Relating to the Transmission of Telegrams, 1906. Softback facsimile of the original MR publication. 55pp, 8" x 6". | 3.95 |
| The Railway Clearing House List of the Railway Companies' Running Powers, 1913. Softback facsimile of the original RCH publication. 43pp, 8" x 6" | 3.95 |

| WILD SWAN TITLES | |
|---|--------------|
| With the cessation of publication of Midland Record, The Society has acquired all the remaining stock and can offer for sale the following editions (stocks of some editions are very limited) – there will be no more once these are sold: | |
| Midland Record Nos 1, 2, 3, 5, 8, 9, 11, 12, 13, 14, 16, 24, 25, 26, 29, 30, 32, 34 and 35. Please call for availability before ordering. ***Members Only Special Offer*** All editions at £4.00 each (plus p+p) | 4.00 |
| LMS Lineside: LMS Journal Handbook Part 1 Stations, Crossing the Line, Station Lamps and Station Nameboards | 16.95 |
| LMS Lineside: LMS Journal Handbook Part 2 Railway Signage, Timetable and Poster Boards, Platform Numbering, Station Seats, Barrows and Trolleys | 17.95 |
| D.J. Norton's Pictorial Survey of Railways in the West Midlands , by R.J.Essery. Softback, 112 pages. Part One – LMS Western Division | 19.95 |
| Part Two – LMS Midland Division – Former Birmingham & Derby Junction Railway and later lines connecting to it. | 17.95 |
| Part Three – LMS Midland Division – Former Birmingham & Gloucester Railway and later lines connecting to it. | 17.95 |
| Other 'Wild Swan' publications | |
| All other currently available Wild Swan publications can be obtained via the Society at their normal retail prices, inclusive of postage. Please email or call for details. | |