



Midland Railway Society



PUBLICATIONS FOR SALE: DECEMBER 2016


The following books are available from the Commercial Publications Officer, ANDREW CHOLERTON at:
Highview, Roade Hill, Ashton, Northampton, NN7 2JH Tel: 01604 861977 E-mail: acholerton@btinternet.com

Postage and packing is free to MRS Members within the UK, except where specifically stated. However, MRS Members living overseas, and Non-Members will have to pay the costs of postage and packaging, which will be advised on request.

The following payment methods are welcomed:

1. **Cheque**, made payable to “**The Midland Railway Society**”.
2. **BACS** – Please contact Andrew Cholerton for the required account details.
3. **PayPal** - Payment by credit or debit cards is possible by using PayPal. Please confirm availability of stock before ordering and send money to paypal@midlandrailwaysociety.org.uk stating which publications you have purchased but remember to add a surcharge of 3.4% plus 20p to your order to cover the fees incurred by the Society for using this service.




RECENT PUBLICATIONS

<p>The Midland Railway Through the Eyes of a Collector by Roy Burrows. Published by Amberley Publishing, Softback, 96 pages illustrated with photographs (colour and b/w), maps and line drawings. Publication expected March 2017.</p> <p>The Roy F. Burrows Midland Railway Collection was started by Roy F. Burrows in the 1940s and is now generally recognised as being of national significance. Comprising over 44,000 items, Roy’s collection is housed in the Midland Railway Study Centre, part of the Silk Mill Museum in Derby.</p> <p>This book covers a brief history of the collection and emphasises aspects of memorabilia not usually associated with the railway such as hotel china and silver plate, showing the wide variety of artefacts and documents used by one of the major railways of the Victorian/Edwardian era. These include timetables, publicity, tickets, signalling, uniforms, badges, commercial documentation, share certificates, labels, horse brasses, clocks and watches, as well as employees’ social and welfare activities.</p>	14.99
<p>The Midland Railway Locomotive Works at Derby, by Charles Henry Jones. Paperback, 22 pages, illustrated with photographs, tables and maps.</p>  <p>Charles Henry Jones was Assistant Locomotive Superintendent at Derby works from 1888 to his retirement in 1905 serving under Kirtley, Johnson and Deeley. The text of this booklet was originally published in <i>The Illustrated Magazine</i>, in June 1902 and provides a unique insight into the Midland Railway’s Locomotive Works at the height of its Edwardian pomp. Many of the photographs are by Thomas Scotton, the Midland Railway’s official photographer.</p>	4.95
<p>Kettering to Nottingham, by Vic Mitchell and Keith Smith. Published by Middleton Press, hardback, 96 pages, illustrated with 120 photographs and large scale maps.</p>  <p>Once part of the Midland Railway main line to London, this scenic route traversed varied geology generating diverse freight traffic. Passengers could enjoy the hilly terrain and fertile landscapes.</p> <p>Short-sightedly closed as a through route, only the middle section remains in use, whilst the northern part has undergone unusual changes to be re-born as the Old Dalby Test Track used for testing a wide range of new rolling stock from Pendolinos to stock for London Underground.</p>	18.95
<p>Leicester to Burton, by Vic Mitchell and Keith Smith. Published by Middleton Press, hardback, 96 pages, illustrated with 120 photographs and large scale maps.</p>  <p>The latest in the Midland Main Lines series, this album also contains details of an 1832 pioneering route - the Leicester & Swannington Railway and describes the Swadlincote Branch.</p> <p>The combination of granite, sanitary ware, coal and beer make an unusual selection of products to be discussed in a Midland volume.</p>	18.95



Midland Railway Society



<p>The Stations & Structures of the Midland & Great Northern Joint Railway: Vol 2. Norwich to Peterborough and Little Bytham by Nigel J. L. Digby, Black Dwarf Lightmoor. Hardback, 336 pages including many photographs, maps and scale diagrams.</p>  <p>Volume Two covers the signalling and permanent way of the line, with further information on the many miscellaneous fixtures which adorned the railway, and details on the painting colours of buildings and fitments. The book then completes the analysis of M&GN stations and structures as the line traversed Norfolk through the Wensum Valley and West Norfolk, then onto the Fens, where it ran through Cambridgeshire to reach Peterborough, and Lincolnshire to reach Spalding and Bourne.</p>	<p>30.00</p>
<p>The Best Way: A Brief History of the Midland Railway, by Steve Hudson. Published by the Midland Railway Society, 20 pages, illustrated with b/w photographs and maps.</p>  <p>A very brief introduction to the Midland Railway highlighting some of the key events in the railway's history. Great for evangelising to non-believers or giving to members of other Line Societies!</p>	<p>£1.00</p>
<p>Signal Box Register, Volume 2: The Midland Railway, published by the Signal Record Society, c350 pages, illustrated with b/w photographs, tables and coloured maps. Unfortunately, there is no clear date for publication.</p>  <p>The Signalling Record Society are at the advanced stages of production of their long-awaited definitive guide to Midland Railway signal boxes. Presented as a register, containing detailed information about box design, frame type, and dates of opening and closing this volume will be the definitive guide to the subject and will include Ordnance Survey grid references and the drawing number of the box diagram. Pre-publication expressions of interest to Andrew Cholerton.</p>	<p>Expected Prices:</p> <p>32.00 h/b</p> <p>24.00 s/b</p>

MIDLAND RAILWAY SOCIETY PUBLICATIONS

<p>The Functions and Organisation of the Midland Railway Engineer's Department, by Tony Overton and Roy Burrows. Softback, 86 pages. The comprehensive story of the evolution and development of the Midland Railway's Engineering Department with chapters covering Telegraphy, Signalling and Estates and how they combined to build and maintain the vast Midland Railway empire. The definitive guide to this often neglected aspect of railway history.</p>	<p>12.95</p>
<p>British Railways Passenger Engine Workings, Derby District Winter Timetable 1959/1960. Published by the Society, comb bound, 100 pages. A collection of BR engine workings ("diagrams") for the Derby District for the Winter Timetable 1959/60. Includes all main-line passenger engine workings in the Derby area, principally LMR Midland Lines but also including LM Western Lines and other regional workings into or through the District.</p>	<p>12.95</p>
<p>Marshalling of Express Trains, July, August and September 1914. Published by the Society, comb bound, 104 pages. Facsimile copy of an original issued by the Midland Railway for the last summer workings before WW1 representing probably the high point of Midland train services. It sets out details of train formations, through carriage workings, tonnages of individual carriages and the total for the trains, the seating for both classes of travel, together with luggage arrangements.</p>	<p>12.95</p>
<p>The Midland Railway Steam Motor Carriages by the late Stephen Summerson. Softback, 34 pages, profusely illustrated with photographs, maps and line drawings, published by The Midland Railway Society. Stephen Summerson was an expert on Midland Railway locomotives and when asked to be President of the Midland Railway Society for 2005/06 the subject of his address was Midland Railway Steam Motor Carriages.</p>	<p>6.50</p>
<p>Hassop: A Chronology of Railway History, by Laurence Knighton. 44 pages</p>	<p>6.50</p>
<p>Samuel Waite Johnson's Locomotive Aesthetic Beauty – An Appreciation, by Jack Braithwaite. 20 pages. Based on Jack's Presidential Address.</p>	<p>3.50</p>
<p>Midland Railway Locomotive Allocations 1920. 20 pages</p>	<p>3.50</p>
<p>The Birmingham West Suburban Railway. John Edgington's 2000 Presidential Address. 26 illustrated pages.</p>	<p>2.50</p>
<p>The Directors of the Midland Railway: Some Characters and Characteristics, Roger Brettle's Presidential Address. 24 illustrated pages.</p>	<p>2.50</p>
<p>Railways that Never Were, by John Gough. 15 illustrated pages.</p>	<p>2.00</p>
<p>Records and the Midland Railway – John Gough's 1998 Presidential Address. Deals with legislation and the many printed documents produced by the company; well illustrated.</p>	<p>2.50</p>

<p>BACK JOURNALS AND NEWSLETTERS (contact Nick Wheat, 56, Main Road, Holmesfield, Nr Dronfield, Derbyshire, S18 7WT Tel: 0114 289 0348 Email: publishing@midlandrailwaysociety.org.uk)</p>	
<p>Journals: 8 to 36 inclusive</p>	<p>2.00 ea</p>
<p>37 onwards</p>	<p>4.00 ea</p>
<p>Index to Journals 1 to 7 (photocopies of issues which are currently out-of-print)</p>	<p>0.60 ea</p>
<p>Newsletters: 55 - 58 (2001), 59 - 62 (2002); 63 - 66 (2003) 67 - 70 (2004) 71 -74 (2005) 75 - 78 (2006) 79 - 81 (2007)</p>	<p>0.50 ea</p>



Midland Railway Society



MISCELLANEOUS PUBLICATIONS

Ashby & Nuneaton Joint Railway , by Peter Lee. Published by Amberley Publishing, softback, 122 pages, illustrated with B&W photographs, tables and maps.	12.99
Charles Burling, Railway Signalman of Cromford , by Glynn Waite. 70 pages, softback, published by Pynot Publishing. Based upon the diaries of Charles Burling who joined the Midland Railway as a porter in 1900 and retired as a signalman in 1947, this book provides a fascinating insight into life on the Midland Railway in the Cromford and Matlock Bath areas. Illustrated with b/w photographs, track diagrams and copies of original documents.	9.99
A Defence of the Midland/LMS Class 4 0-6-0s , by Adrian Tester, published by Crimson Lake. Softback, 274 pages, with tables, drawings and some photographs. A detailed defence of the MR/LMS Standard Class 4 0-6-0 which has gained a reputation for being particularly feeble and prone to frame cracking and hot axle boxes.	24.95 (plus £2.50 towards p+p)
The District Controller's View No.6: The Peak District. Manchester – Matlock – Derby and Manchester – Chinley – Sheffield by M. Bentley, Xpress Publishing. 120 pages, softback, illustrated. Describes typically daily workings through the Peak District including the 1955 working timetable, allocation of locomotives and a wealth of operating data.	12.95
The District Controller's View No.12: The Midland & Great Northern Joint Railway by M. Bentley, Xpress Publishing. 92 pages, softback, illustrated. Describes typically daily workings on the M&GNJR including the 1951/2 working timetable, allocation of locomotives and a wealth of operating data.	14.95
Hassop 150 – Commemorating the Opening of Hassop Station on 1st August 1862 , by Glynn Waite, published by Pynot Publishing. Softback, 50 pages. Profusely illustrated with maps and photographs. Written to mark the 150 th anniversary of the opening of the line from Rowsley to Hassop, this book mainly covers information about staff who worked at the station, the volumes of traffic dealt with in MR days and miscellaneous events from newspapers and other official documents.	8.50
The Lost Railway: The Midlands , by Robert Day, published by Ian Allen. Softback, 128 pages, illustrated. A nostalgic photographic record of the railways of the Midlands as they changed beyond recognition during the 1970s and 1980s covering railway infrastructure, including stations, signal boxes, level crossings and mechanical signalling. Mainly ex Midland Railway lines but also LNWR and even some GWR!	18.00
Midland Lines Railway Stations Past and Present: Bradford Forster Square to Morecambe Promenade and Branches . A mainly pictorial account consisting of over 150 photographs with well detailed captions covering nearly all stations on the route, plus listings of opening and closing dates.	14.95
The Men Who Made The Rams, Origins and Who's Who of Derby County Football Club 1884 – 1888 , by Peter Seddon (with acknowledgements to our own Dave Harris). 158 pages, softback. The role of the Midland Railway in the Club's formative years before its election as a founder member of the Football League in 1888.	14.00
Mountsorrel and its Associated Quarry Railways , by Ian Peaty, published by Irwell Press. Softback, 88 pages, illustrated. The author provides a detailed overview of the extensive network of quarries in Leicestershire, including Stoney Stanton, Earl Shilton, Huncote and Enderby plus a detailed look at Europe's largest quarry at Mountsorrel which is still connected to the ex MR mainline south of Loughborough.	19.95
Operation Midland – Passenger Services: 1955, St Pancras – Carlisle – Glasgow, Manchester – Derby, Bristol – Derby by W.S. Beckett and P. Webb, softback, illustrated. Detailed coverage of carriage workings, timetables, train formations, marshalling arrangements for weekday mainline services.	12.95
Poster to Poster: Railway Journeys in Art Volume 3: The Midlands and Wales , by Richard Furness. Hardback, 230 pages profusely illustrated in colour. A journey through the heartland of England and across South and Mid-Wales. This large format volume includes more than 320 regional posters, many previously unpublished in books, from the National Collection and other sources.	35.00 (plus £3.50 towards p+p)
Rails to Ashbourne by Howard Sprenger. Published by Kestrel Railway Books, Softback, 170 pages with colour and b/w photographs, maps and drawings. This book by MRS member, Howard Sprenger takes a detailed look at the network of lines in this fascinating area.	19.95
Rails to Ripley by Howard Sprenger. Published by Kestrel Railway Books. Softback, 144 pages with 150 photographs. This book describes the complex network of lines and canals which once served Ripley covering its mines, potteries and other industries.	17.95
Railways Around Hellifield: A Historical Survey by DT Roberts.	10.95
The Redditch & Evesham Line , by Bob Yate. Published by The Oakwood Press. Softback, 224 pages, copiously illustrated with b/w photographs, maps, tables, etc. Following the established format of The Oakwood Press Locomotion Papers series, this comprehensive volume describes in detail the line from Barnt Green via Redditch and Evesham to Ashchurch, latterly referred to as the 'Gloucester Loop' to distinguish it from the Birmingham – Gloucester main line.	16.95
Ribbleshead: The Story of the Great Viaduct on the Settle – Carlisle Line by R. Mitchell, Kingfisher Productions. Hardback, 80 pages of mainly colour photographs and some text recounting the recent history of this iconic structure.	18.00
Round and Round: A Lot More Coal Still Underground by Keith Gilliver. Softback, 76 pages, copiously illustrated with b/w photographs, maps and documents. Published by Gullivan Publishing. MRS member Keith Gilliver concludes his survey of the Leicestershire /Derbyshire Coalfield with a look at the history of the 14 collieries of the Eastern Basin which operated between 1700 and 1997.	11.00
Rowsley Railway Miscellany by Glynn Waite, Pynot Publishing. 50 pages, softback, illustrated. Reminiscences and facts about the once-thriving Rowsley railway community.	7.50
Rowsley Railway Miscellany 2 - Compiled and edited by Glynn Waite. Softback, 50 pages, fully illustrated with photographs and engravings, maps and tables, published by Pynot Publishing. The second volume in the series covering further reminiscences and facts about this once-thriving railway community.	7.95
The Rushden and Higham Ferrers Branch by Peter Butler. A reprinted and updated edition of the book by MRS member Peter Butler covering the history of this short MR branch.	6.00



Midland Railway Society



Signalling Atlas and Signal Box Directory (3rd Edition) by Peter Kay. Softback, 108 pages of tables maps and b/w photographs. Published by The Signalling Record Society. The latest edition of this book provides a comprehensive and fully updated listing of surviving signal boxes and their equipment on the railways of UK and Ireland.	14.00
Skipton – Swinden – Grassington: The Yorkshire Dales Railway of Yesterday and The Mineral Branch of Today by Donald Binns. Softback, 48 pages, profusely illustrated with photographs, maps and line drawings. Published by White Rose (Previously Trackside Publications). A brief history of the line with early photographs from the opening in 1902 through to closure to regular passenger services in 1930 and the subsequent life of the branch carrying mineral traffic.	9.95
Skipton, 160 Years of the Railway 1847 – 2007 , by Donald Binns. 96 pages, softback, published by Trackside Publications. This profusely illustrated book (80pp b/w, 20pp colour with detailed captions) looks in detail at the railway in and around Skipton from Midland days through LMS ownership to the present day.	17.95
St Pancras Station Through Time , by John Christopher. Published by Amberley Publishing, softback, 96 pages, illustrated with colour and B&W photographs and maps.	14.99
The Stations and Structures of the Midland & Great Northern Joint Railway, Volume 1: Lowestoft to Melton Constable , by Nigel Digby. Hardback, 280 pages, profusely illustrated with detailed plans and many previously unpublished photographs. Explores the architecture of the line, including stations, railway cottages, gatehouses, goods sheds and locomotive sheds accompanied by detailed plans, drawings and photographs of each location.	30.00
There's Still More Coal in the Hole , by Keith Gilliver. Gullivain Publishing. 82pp, profusely illustrated with b/w photographs, drawings and maps. Keith Gilliver explores the collieries of the Western Basin of the Leicestershire /Derbyshire Coalfield providing a brief history of the 17 collieries which operated in this area between 1783 and 1990.	10.00
Trains Around Hellifield 1966 – 2006 by DT Roberts. Trackside Publications. 52 pages, S/B. B&W and colour illustrations of the Midland Railway around Hellifield.	10.95
Trains in Action Vol 1 – LMS 1923 1947 on the Midland Main Lines from Leeds/Bradford to Morecambe/Carlisle by Donald Binns. Softback, 48 pages, 91 photographs. Published by White Rose (Previously Trackside Publications). Many rare images of typical trains on these lines including war-time shots. Plenty of Midland locomotives and stock in LMS livery.	9.95
Toton Engineman: The Autobiography of a Railwayman , by John Henry Woolley. Hardback, 144 pages, published by Steam World Publishing. Chronicling the 40-year railway career of the late John Woolley from starting work at Toton as an engine cleaner in 1954 through his exploits firing Garets, Riddles 9Fs, Stanier 8Fs and ancient Midland 2Fs to Class 44 diesels, culminating in his role as a BR Freight Manager. Local maps, detailed track plans of yards, a brief history of Toton's railways and full locomotive allocation lists from 1954 to 1965 are accompanied by more than 200 high quality B/W photographs.	19.95
Towards Lancashire – The Midland Railway's Skipton – Colne Extension by Donald Binns. Softback, 48 pages, 65 photographs – many unpublished with detailed captions plus maps and timetables. Published by White Rose (Previously Trackside Publications). Covers the Skipton – Colne Railway, the Barnoldswick Branch and the Kelbrook Cordite Store	9.95
20 Years of the Rowsley Association , compiled by Glynn Waite and Published by Pynot Publishing. Softback, 20 pages, profusely illustrated with b/w photographs and maps. Describes the development of the Rowsley Association since the closure of the shed on 3 rd October 1966.	4.50

SIGNALLING RECORD SOCIETY PUBLICATIONS	
British Railways Layout Plans of the 1950s by John Swift	
Volume 2: Trent to St. Pancras and associated branches	10.00
Volume 8: Manchester and Chesterfield to Derby and Trent	6.95
Volume 12: Carlisle to Leeds and associated branches and joint lines	6.95
Volume 14: Whitwell to Glendon Sidings via Nottingham and branches	10.00
Volume 16: Derby (excl) to Barnt Green, Burton to Leicester (excl) and branches	10.00
Volume 17: Normanton to Chesterfield associated lines and branches	10.00
Volume 18: Barnt Green (excl) to Bristol & Bath and Branches	6.95

MIDDLETON PRESS PUBLICATIONS	
Leicester to Burton	18.95
Kettering to Nottingham	18.95
St. Pancras to St. Albans	18.95
St. Albans to Bedford including the Hemel Hempstead Branch	18.95
Bedford to Wellingborough including Hitchin, Northampton and Higham Ferrers	18.95
Tamworth to Derby including the branch lines around the Burton breweries	18.95
Gloucester to Bristol including the branches to Nailsworth, Dursley and Thornbury	18.95
St Pancras to Barking	18.95
Bromsgrove to Gloucester including Ashchurch to Great Malvern	18.95
Bromsgrove to Birmingham	18.95
Bath to Evercreech Junction	18.95
Bournemouth – Evercreech Junction	18.95
Bath Green Park – Bristol	18.95
Branch Lines Around Hay on Wye	18.95
Cheltenham - Redditch	18.95
Nottingham to Lincoln including the Southwell Branch	18.95
Other Middleton Press Publications	
All currently available Middleton Press publications, including those on non-Midland Railway subjects, can be obtained via the Society at their normal retail prices, inclusive of postage.	



Midland Railway Society



REFLECTIONS OF A BYGONE AGE SERIES – all publications contain around 65 photographs and include a good proportion relating to the Midland Railway.	
The Midland Railway on Old Picture Postcards, by Glynn Waite	3.50
Northamptonshire Railway Stations	3.50
Railways in Northamptonshire and the Soke of Peterborough	3.50
West Yorkshire Railway Stations	3.50
South Yorkshire Railway Stations	3.50

OAKWOOD PRESS PUBLICATIONS	
The Wirksworth Branch. Revised and greatly extended version of 1989 publication.	14.95
The Mangotsfield to Bath Line, including the story of Bath Green Park	12.95
The Yate to Thornbury Branch	10.95
The Harpenden to Hemel Hempstead Railway	11.95
Derby Days: Memories of a Midland Railwayman	15.95
Steam, Diesels and On-Track Machines	15.95
The Redditch & Evesham Line	16.95
Derby Days: Memories of a Midland Railwayman	15.95
Steam, Diesels and On-Track Machines	15.95
Other Oakwood Press Publications	
All currently available Oakwood Press publications, including those on non-Midland Railway subjects, can be obtained via the Society at their normal retail prices, inclusive of postage.	

Lightmoor Press Publications	
The Midland & Great Northern Joint Railway and its Locomotives, by R.J. Essery. Hardback, 192 pages, profusely illustrated with detailed plans and many previously unpublished photographs.	24.99
The North Staffordshire Railway in LMS Days, by Basil Jeuda. Hardback, copiously illustrated with many previously unpublished photographs. A series of three books covering what happened to the North Staffordshire Railway after it was taken over by the LM&SR in 1923, up until 1947 when the LM&SR was Nationalized.	
Volume 1 includes the background to the establishment of the LM&SR and the demise of the NSR, the changing nature of industrial activity in North Staffordshire, the competition with road transport for passenger and freight traffic, and the impact of the Second World War. Separate chapters then follow the main line from Manchester and Macclesfield through Stoke to Colwich, including the Talke and Chesterton branches, connections to the factories of Michelin Tyres and Josiah Wedgwood, the Trentham Park Branch and ROF 5 Cold Meece. There is an introduction to the NSR canal system, which then goes on to follow the whole of the Trent & Mersey Canal, and there is a short section on the hotels of the NSR. This volume then concludes with a journey along the Stoke to Market Drayton line, which also includes diversions off on the Pool Dam and Apedale branches, the Newcastle-under-Lyme Canal, and the Audley Branch.	22.50
Volume 2 includes a lengthy sojourn along the picturesque valley of the River Churnet, the lines to Rocester and the Ashbourne Branch and ultimately all the way to Buxton. Another long journey is then undertaken from Stoke to Derby, before returning to Tutbury to take the branch to Burton. Along all of these routes, brief stops are made to examine various industries and other aspects in more detail, such as the gypsum mines at Fauld, the Royal Ordnance Factory at Radway Green, minor branch lines such as that to Cheadle, or the various ex-NSR engine sheds encountered.	22.50
Volume 3 concludes the story of the NSR during its 25 year existence under the LM&SR. Topics covered include The Biddulph Valley Line, Locomotives Allocations and Use, Stoke Works, Round House and Shed, The Leek, Caldon & Waterhouses Railway and The Leek and Manifold Valley Light Railway.	25.00
The Stations and Structures of the Midland & Great Northern Joint Railway, Volume 1: Lowestoft to Melton Constable, by Nigel Digby. Hardback, 280 pages, profusely illustrated with detailed plans and many previously unpublished photographs.	30.00
The Stations & Structures of the Midland & Great Northern Joint Railway: Vol 2. Norwich to Peterborough and Little Bytham by Nigel J. L. Digby. Hardback, 336 pages profusely illustrated with detailed plans and many previously unpublished photographs.	30.00
Other Lightmoor Publications	
All currently available Lightmoor Press publications, including those on non-Midland Railway subjects, can be obtained via the Society at their normal retail prices, inclusive of postage.	



Midland Railway Society



Facsimiles of Working and Public Time Tables and other original Midland Railway and Railway Clearing House publications, reprinted by Dragonwheel Books	
Midland Railway WTT Section B – Skipton, Bradford, Normanton and Branches, May 1886, 39pp, map	6.95
Midland Railway WTT Section C – Normanton and Clay Cross, York, Barnsley, Stockport, Manchester and Branches, May 1886, 53pp, map	6.95
Midland Railway WTT Sections D & E - Clay Cross, Rowsley and Derby; Liverpool, Manchester and Rowsley and Branches, May 1886, 48pp, 2 maps	6.95
Midland Railway WTT Section G – Derby, Nottingham, Toton Sidings and Leicester, May 1886, 31pp, map	5.95
Midland Railway WTT Section E – Liverpool, Manchester, Dore & Totley, Buxton and Rowsley, May 1898, 48pp, map	6.95
Midland Railway WTT of Passenger Trains, Jan 1 st 1918, 137pp, map	14.95
Midland Railway PTT, 1 st October 1857, 56pp, 3 maps	7.95
Midland Railway Appendix to WTT, 1922 Part 1 – Table of Lines, Stations and Signal Boxes, 140pp, map	14.95
Midland Railway Appendix to WTT, 1922 Part 2 – Local and General Working Instructions, 163pp, map	14.95
Midland Railway Appendix to WTT, 1922 Part 3 – Instructions for working over Midland & other lines, 136pp, map	14.95
Midland Railway Appendix to WTT, 1922 Part 4 – Instructions for working over other Companies' lines, 170pp, map	14.95
Midland Railway Telegraphs, Rules & Regulations, Instructions relating to the Transmission of Telegrams, 1906, 55pp	3.95
Midland Railway Telegraphs, Rules and Regulations, Instructions Relating to the Transmission of Telegrams, 1906. Softback facsimile of the original MR publication. 55pp, 8" x 6".	3.95
The Railway Clearing House List of the Railway Companies' Running Powers, 1913. Softback facsimile of the original RCH publication. 43pp, 8" x 6"	3.95

'WILD SWAN' TITLES	
With the cessation of publication of Midland Record, The Society has acquired all the remaining stock and can offer for sale the following editions (stocks of some editions are very limited) – there will be no more once these are sold:	
Midland Record Nos 1, 8, 11, 19, 20, 24, 25, 26, 29, 30, 31, 32, 33, 34 and 35. Please call for availability before ordering. ***Members Only Special Offer*** All editions at £4.00 each (plus p+p) Non-Members – 50% of cover price	
Midland Engines No 2 – The Class 3 Belpaire Goods Engines	10.95
Midland Engines No 3 – The Class 2 Superheated 4-4-0s ('483' Class Rebuilds)	10.95
Midland Engines No 4 – The 700 Class Double Frame Goods Engines	13.95
Midland Engines No 5 – The Johnson '2441' Class Goods Tank Engines	12.95
LMS Locomotive Profile No 2 – The Horwich Moguls	11.95
LMS Locomotive Profile No 3 – The Parallel Boiler 2-6-4 Tank Engines	10.95
LMS Locomotive Profile No.4 – The Princess Royal Pacifics	14.95
LMS Locomotive Profile No.5 – The Mixed Traffic Class 5s: Nos.5000-5224	14.95
LMS Locomotive Profile No.6 – The Mixed Traffic Class 5s: Nos. 5225-5499 and 4658-4999	15.95
LMS Locomotive Profile No 8 – The Class 8F 2-8-0s	16.95
LMS Locomotive Profile No.9 – Main Line Diesel- Electrics Nos.10000 and 10001	14.95
LMS Locomotive Profile No.11 – The 'Coronation' Class Pacifics	24.95
LMS Locomotive Profile No.12 – The Diesel-Electric Shunters	19.95
LMS Locomotive Profile No. 14 – The Standard Class 3 Freight Tank Engines	18.95
Pictorial Supplement to LMS Locomotive Profile No.6	12.95
Pictorial Supplement to LMS Locomotive Profile No.8	13.95
LMS Lineside: LMS Journal Handbook Part 1 Stations, Crossing the Line, Station Lamps and Station Nameboards	16.95
LMS Lineside: LMS Journal Handbook Part 2 Railway Signage, Timetable and Poster Boards, Platform Numbering Station Seats, Barrows and Trolleys	17.95
D.J. Norton's Pictorial Survey of Railways in the West Midlands , by R.J.Essery. Softback, 112 pages. Part One – LMS Western Division	19.95
Part Two – LMS Midland Division – Former Birmingham & Derby Junction Railway and later lines connecting to it.	17.95
Part Three – LMS Midland Division – Former Birmingham & Gloucester Railway and later lines connecting to it.	17.95
Other 'Wild Swan' publications	
All other currently available 'Wild Swan' publications can be obtained via the Society at their normal retail prices, inclusive of postage. Please email or call for details.	